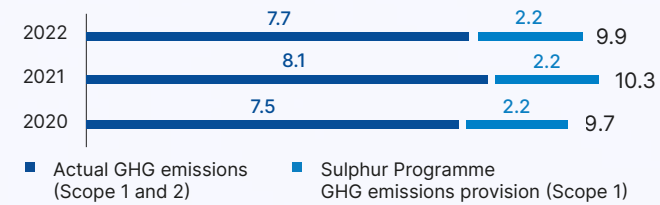


Our highlights¹

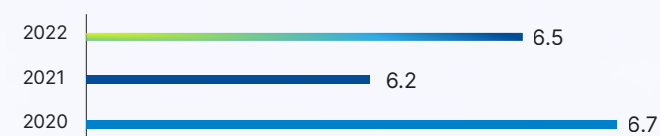
Environment

Climate change


GHG emissions (Scope 1 and 2)²
(mt of CO₂ equivalent)



Actual GHG emissions intensity (Scope 1 and 2)
(t of CO₂ equivalent / RUB mln)

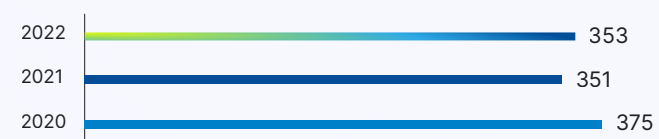


Share of renewables in electricity consumption (%)




Water use


Total water withdrawal
(m³)



Water withdrawal intensity
('000 m³ / RUB mln)

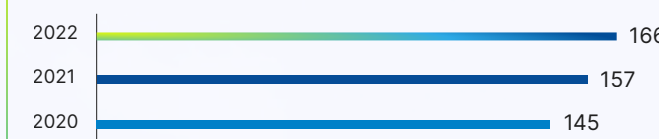


Share of water reused and recycled (%)

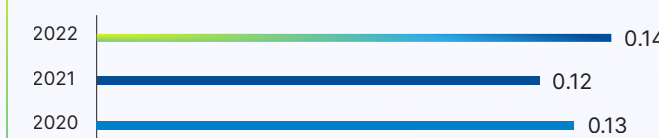


Waste


Waste generation
(mt)



Waste generation intensity
(kt / RUB mln)

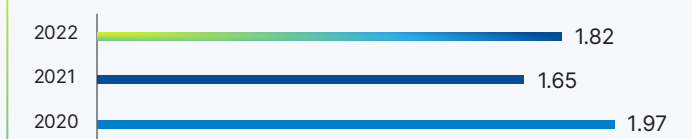


Waste recovery
(mt)




Air

Air pollutant emissions
(mt)



Air pollution intensity
(t / RUB mln)



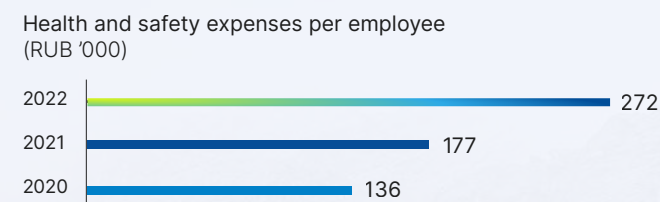
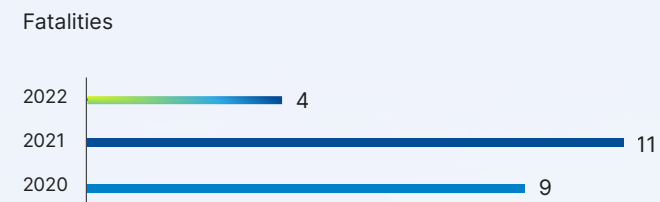
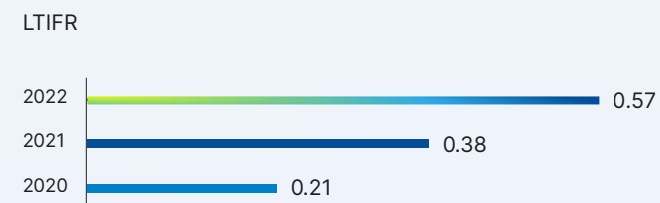
¹ All intensity metrics are per RUB 1 mln of IFRS revenue.
² Including a GHG emissions provision for the Sulphur Programme and GHG emissions generated from heat and electricity supply to the public.

GHG emissions (Scope 3),

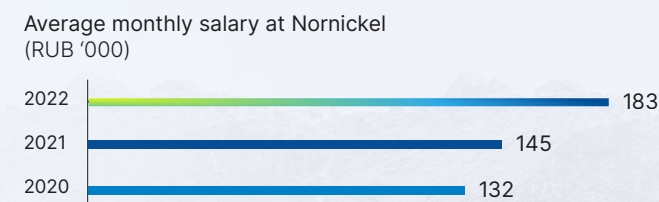
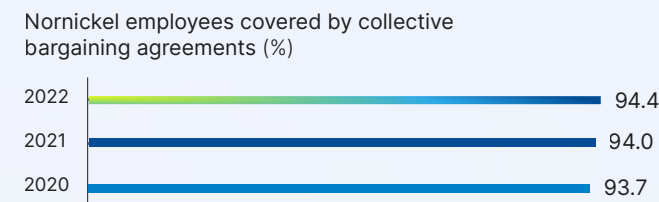
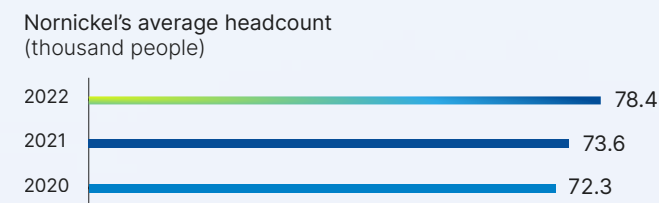
5.7 mt of CO₂ equivalent

Labour practices

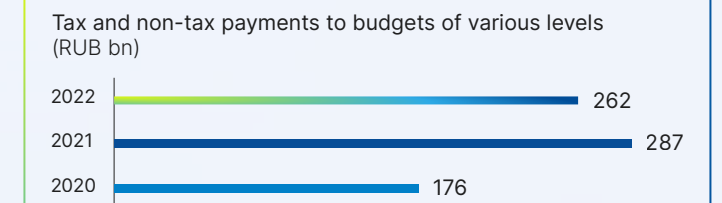
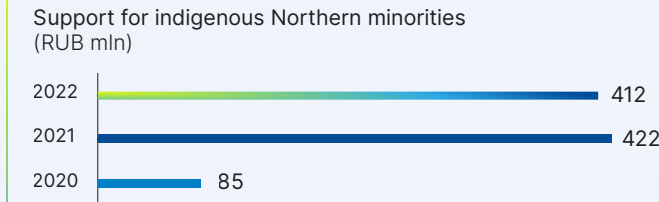
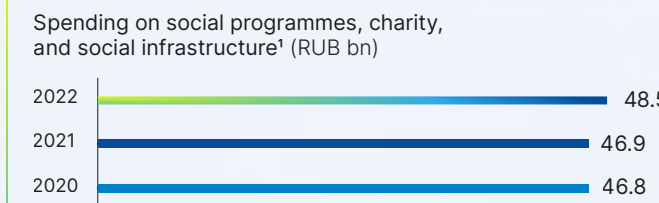
Health and safety



Employment



Development of regions and local communities



¹ Excluding contingent liabilities in relation to future social projects.

